

Title: **A and S DEFAULT Course Evaluation Instructor/TA Form**

Dates: **12/01/2014 - 12/10/2014**

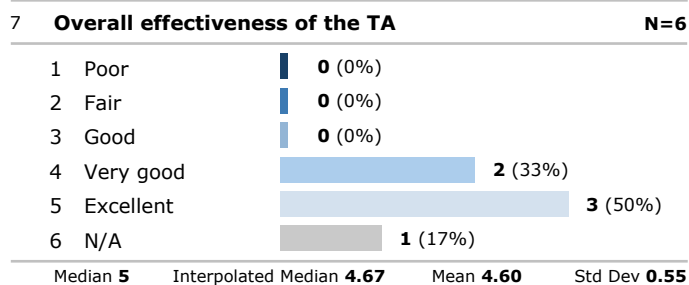
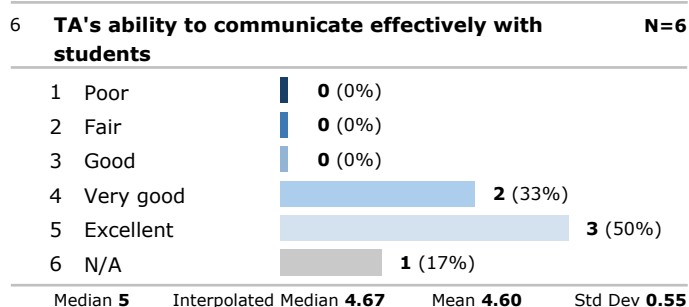
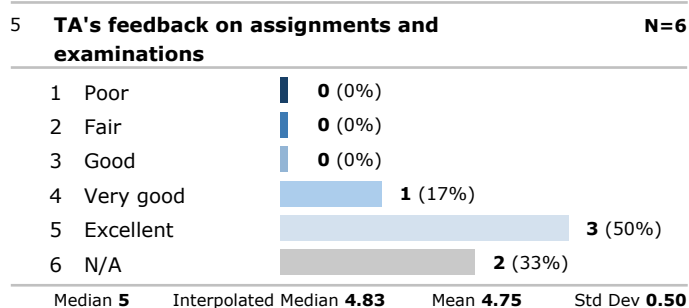
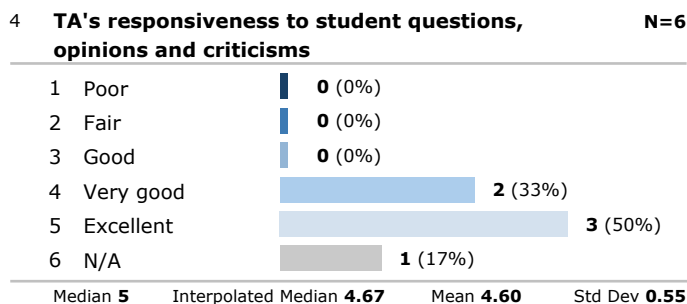
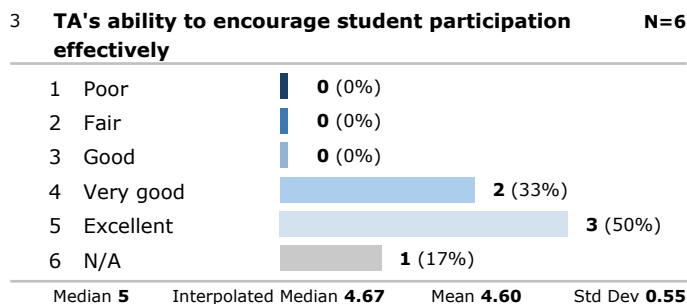
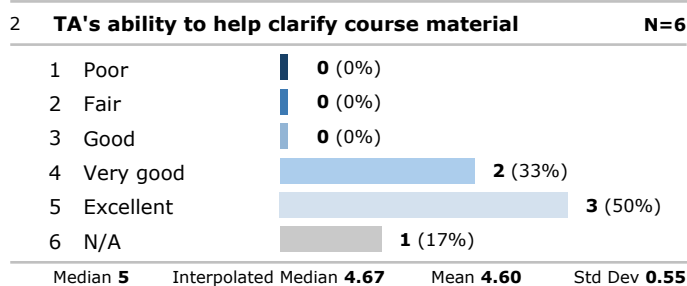
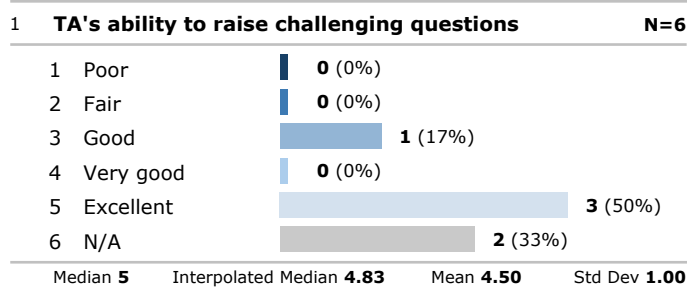
Course: **ECONW3412_001_2014_3 / INTRODUCTION TO ECONOMETRICS**

Responses: **40/82 - 48.78%**

Number of Participants: **82**

Enrollment of All Students: **82**

TA Graph Report for: **Christopher David Cotton**



Title: **A and S DEFAULT Course Evaluation Instructor/TA Form**

Dates: **12/01/2014 - 12/10/2014**

Course: **ECONW3412_001_2014_3 / INTRODUCTION TO ECONOMETRICS**

Responses: **40/82 - 48.78%**

Enrollment of Registered Students:**82**

Enrollment of All Students:**82**

TA Comments Report for: **Christopher David Cotton**

Q1 Comments on TA effectiveness

- His British humor was just so great.
 - Could not recommend Chris more highly! Really enjoyed having the privilege to learn from him!
 - Chris was very helpful for the problem sets.
 - Chris is a great TA! Always willing to help
-
-